



Location: ACL1 - City Hall

Report on 24-hour TSP monitoring

Action Level ($\mu\text{g}/\text{m}^3$) - 163

Limit Level ($\mu\text{g}/\text{m}^3$) - 260

Date	Sampling Time	Weather Condition	Filter paper no.	Filter Weight, g		Elapse Time, hr		Sampling Time, hr	Flow Rate, m^3/min			Total Volume, m^3	TSP Level, $\mu\text{g}/\text{m}^3$
				Initial	Final	Initial	Final		Initial, Q_{si}	Final, Q_{sf}	Average		
6-Nov-17	8:00	Cloudy	22323	2.8592	2.9643	2824.58	2848.58	24.00	0.84	0.84	0.84	1214	86.5
11-Nov-17	8:00	Cloudy	22990	2.6779	2.7954	2851.58	2875.58	24.00	0.84	0.85	0.84	1212	96.9
17-Nov-17	8:00	Fine	23115	2.6858	2.8478	2878.58	2902.58	24.00	0.84	0.84	0.84	1209	134.0
23-Nov-17	8:00	Fine	23030	2.6801	2.8573	2905.62	2929.62	24.00	0.85	0.85	0.85	1227	144.4
29-Nov-17	8:00	Cloudy	22858	2.6783	2.7494	2932.62	2956.62	24.00	0.84	0.84	0.84	1207	58.9

Report on 1-hour TSP monitoring

Action Level ($\mu\text{g}/\text{m}^3$) - 460

Limit Level ($\mu\text{g}/\text{m}^3$) - 500

Date	Sampling Time	Weather Condition	Filter paper no.	Filter Weight, g		Elapse Time, hr		Sampling Time, hr	Flow Rate, m^3/min			Total Volume, m^3	TSP Level, $\mu\text{g}/\text{m}^3$
				Initial	Final	Initial	Final		Initial, Q_{si}	Final, Q_{sf}	Average		
7-Nov-17	9:20	Cloudy	22739	2.8139	2.8196	2848.58	2849.58	1.00	0.84	0.84	0.84	51	112.8
7-Nov-17	10:55	Cloudy	22729	2.8054	2.8088	2849.58	2850.58	1.00	0.84	0.84	0.84	51	67.3
7-Nov-17	13:00	Cloudy	22993	2.6853	2.6899	2850.58	2851.58	1.00	0.84	0.84	0.84	51	91.0
13-Nov-17	8:41	Cloudy	22862	2.6832	2.6854	2875.58	2876.58	1.00	0.84	0.84	0.84	51	43.4
13-Nov-17	9:44	Cloudy	22959	2.6593	2.6611	2876.58	2877.58	1.00	0.84	0.84	0.84	51	35.5
13-Nov-17	10:48	Cloudy	22956	2.6766	2.6816	2877.58	2878.58	1.00	0.71	0.71	0.71	43	116.6
18-Nov-17	8:05	Fine	23114	2.6836	2.6896	2902.58	2903.58	1.00	0.84	0.84	0.84	50	119.1
18-Nov-17	9:19	Fine	22965	2.6808	2.6858	2903.58	2904.58	1.00	0.84	0.84	0.84	50	99.3
18-Nov-17	10:25	Fine	23033	2.6761	2.6820	2904.58	2905.58	1.00	0.84	0.84	0.84	50	117.1
24-Nov-17	9:45	Fine	23093	2.6778	2.6866	2929.62	2930.62	1.00	0.85	0.85	0.85	51	172.0
24-Nov-17	11:00	Fine	23078	2.6645	2.6722	2930.62	2931.62	1.00	0.85	0.85	0.85	51	150.5
24-Nov-17	15:10	Fine	23194	2.6784	2.6912	2931.62	2932.62	1.00	0.85	0.85	0.85	51	250.2
30-Nov-17	9:00	Cloudy	23177	2.6814	2.6848	2956.62	2957.62	1.00	0.84	0.84	0.84	50	67.4
30-Nov-17	13:00	Cloudy	23163	2.6595	2.6630	2957.62	2958.62	1.00	0.84	0.84	0.84	50	69.4
30-Nov-17	14:02	Cloudy	23171	2.6825	2.6852	2958.62	2959.62	1.00	0.84	0.84	0.84	50	53.5



Location: ACL2a - Contractor HK/2012/08 Site office

Report on 24-hour TSP monitoring
 Action Level ($\mu\text{g}/\text{m}^3$) - 187.3
 Limit Level ($\mu\text{g}/\text{m}^3$) - 260

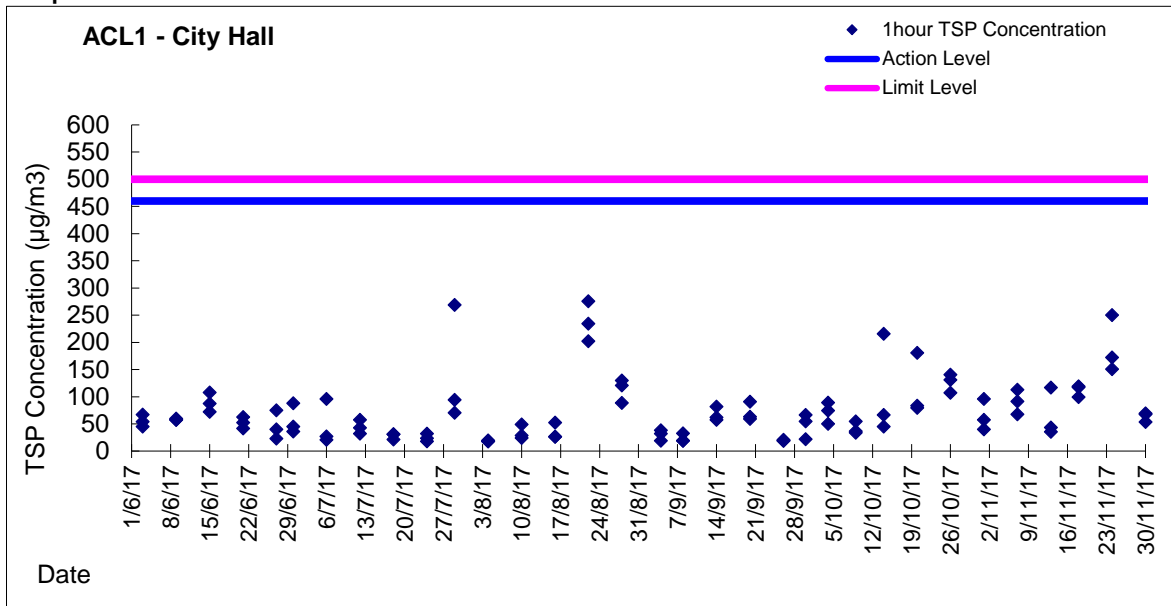
Date	Sampling Time	Weather Condition	Filter paper no.	Filter Weight, g		Elapse Time, hr		Sampling Time, hr	Flow Rate, m^3/min			Total Volume, m^3	TSP Level, $\mu\text{g}/\text{m}^3$
				Initial	Final	Initial	Final		Initial, Q_{si}	Final, Q_{sf}	Average		
6-Nov-17	8:00	Cloudy	22426	2.8784	3.0058	8045.80	8069.80	24.00	1.14	1.14	1.14	1636	77.9
11-Nov-17	8:00	Cloudy	22981	2.6557	2.8159	8072.80	8096.80	24.00	1.13	1.14	1.13	1634	98.0
17-Nov-17	8:00	Fine	22864	2.6733	2.7976	8099.80	8123.80	24.00	1.07	1.07	1.07	1541	80.7
23-Nov-17	8:00	Fine	23059	2.6764	2.8235	8126.84	8150.84	24.00	1.22	1.22	1.22	1762	83.5
29-Nov-17	8:00	Cloudy	22857	2.6642	2.7395	8153.84	8177.84	24.00	1.15	1.16	1.15	1661	45.3

Report on 1-hour TSP monitoring
 Action Level ($\mu\text{g}/\text{m}^3$) - 300.1
 Limit Level ($\mu\text{g}/\text{m}^3$) - 500

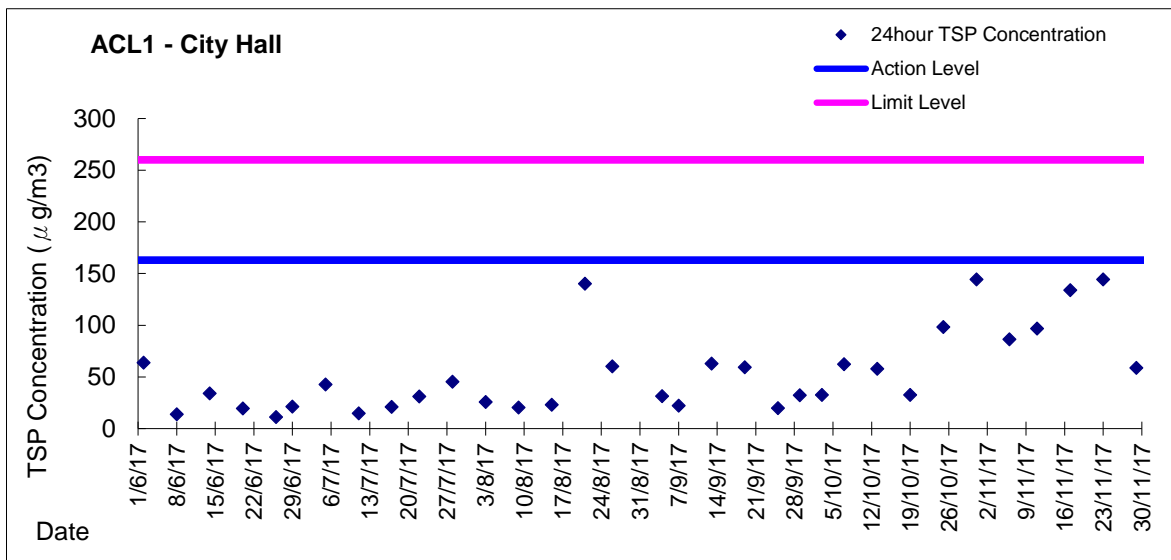
Date	Sampling Time	Weather Condition	Filter paper no.	Filter Weight, g		Elapse Time, hr		Sampling Time, hr	Flow Rate, m^3/min			Total Volume, m^3	TSP Level, $\mu\text{g}/\text{m}^3$
				Initial	Final	Initial	Final		Initial, Q_{si}	Final, Q_{sf}	Average		
7-Nov-17	9:02	Cloudy	22740	2.8043	2.8088	8069.80	8070.80	1.00	1.07	1.07	1.07	64	69.9
7-Nov-17	10:45	Cloudy	22736	2.8189	2.8217	8070.80	8071.80	1.00	1.07	1.07	1.07	64	43.5
7-Nov-17	13:00	Cloudy	22721	2.8241	2.8297	8071.80	8072.80	1.00	1.07	1.07	1.07	64	87.0
13-Nov-17	9:05	Cloudy	22939	2.6730	2.6759	8096.80	8097.80	1.00	1.14	1.14	1.14	68	42.5
13-Nov-17	11:00	Cloudy	22859	2.6708	2.6742	8097.80	8098.80	1.00	1.14	1.14	1.14	68	49.8
13-Nov-17	13:00	Cloudy	22666	2.6721	2.6751	8098.80	8099.80	1.00	1.14	1.14	1.14	68	44.0
18-Nov-17	8:55	Fine	23040	2.6571	2.6616	8123.80	8124.80	1.00	1.13	1.13	1.13	68	66.2
18-Nov-17	9:57	Fine	23046	2.6668	2.6709	8124.80	8125.80	1.00	1.13	1.13	1.13	68	60.3
18-Nov-17	10:59	Fine	23055	2.6843	2.6907	8125.80	8126.80	1.00	1.20	1.20	1.20	72	89.3
24-Nov-17	9:30	Fine	23096	2.6811	2.6892	8150.84	8151.84	1.00	1.17	1.17	1.17	70	115.8
24-Nov-17	13:00	Fine	23090	2.6598	2.6665	8151.84	8152.84	1.00	1.17	1.17	1.17	70	95.8
24-Nov-17	14:50	Fine	23199	2.6888	2.6983	8152.84	8153.84	1.00	1.17	1.17	1.17	70	135.9
30-Nov-17	8:55	Cloudy	23178	2.6798	2.6831	8177.85	8178.85	1.00	1.16	1.16	1.16	69	47.6
30-Nov-17	11:00	Cloudy	23176	2.6834	2.6873	8178.85	8179.85	1.00	1.10	1.10	1.10	66	59.3
30-Nov-17	13:00	Cloudy	23168	2.6562	2.6587	8179.85	8180.85	1.00	1.10	1.10	1.10	66	38.0



Graphic Presentation of 1 hour TSP Result

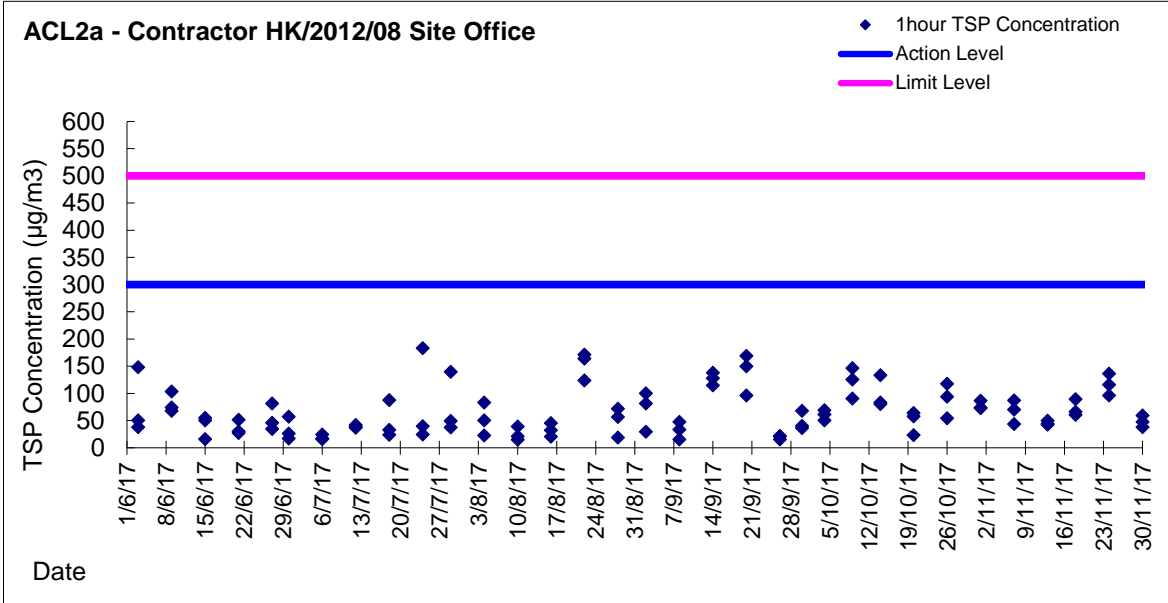


Graphic Presentation of 24 hour TSP Result





Graphic Presentation of 1 hour TSP Result



Graphic Presentation of 24 hour TSP Result

